


NEET Fix 2006 & 2007



Fay McIntosh
NEET Coordinator
2008





Aims

- Motivate potential NEET Young people into provision when they are most vulnerable

Key focus

- Champion the development of innovative NEET Fix activities.
- Maximise resources that add value to current good practice.
- Ensure that appropriate provision & activities is in place for young people in the NEET Fix cohort.

The Potential NEET Cohort

1,458 school leavers, of these;

1,185 were identified as having LDD

234 were white boys on free school meals

86 were young offenders

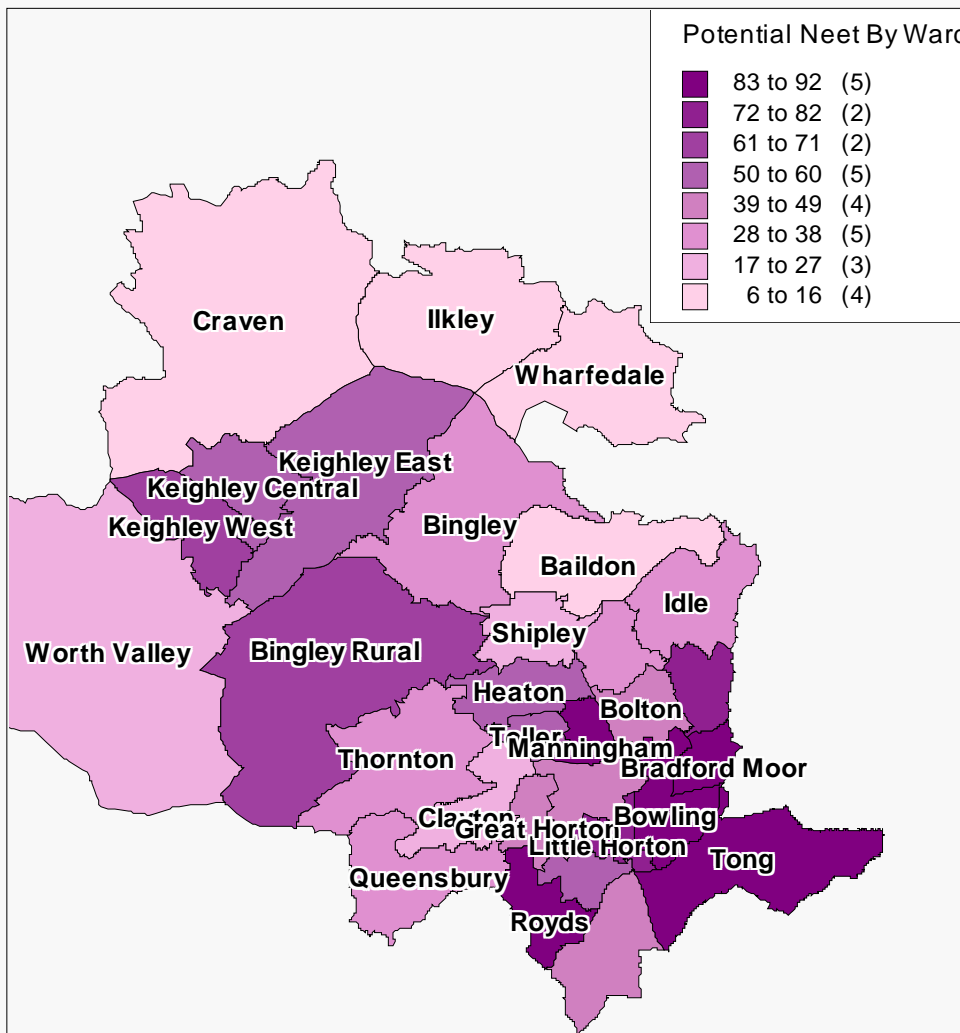
47 were looked after young people

81% of the cohort were LDD young people and 49% of the LDD group were identified by their school as requiring School Action.



The Cohort

- Hot Spots include
 Tong, Royds, Bowling & Barkerend,
 Manningham, Bradford Moor, Eccleshill and
 Little Horton



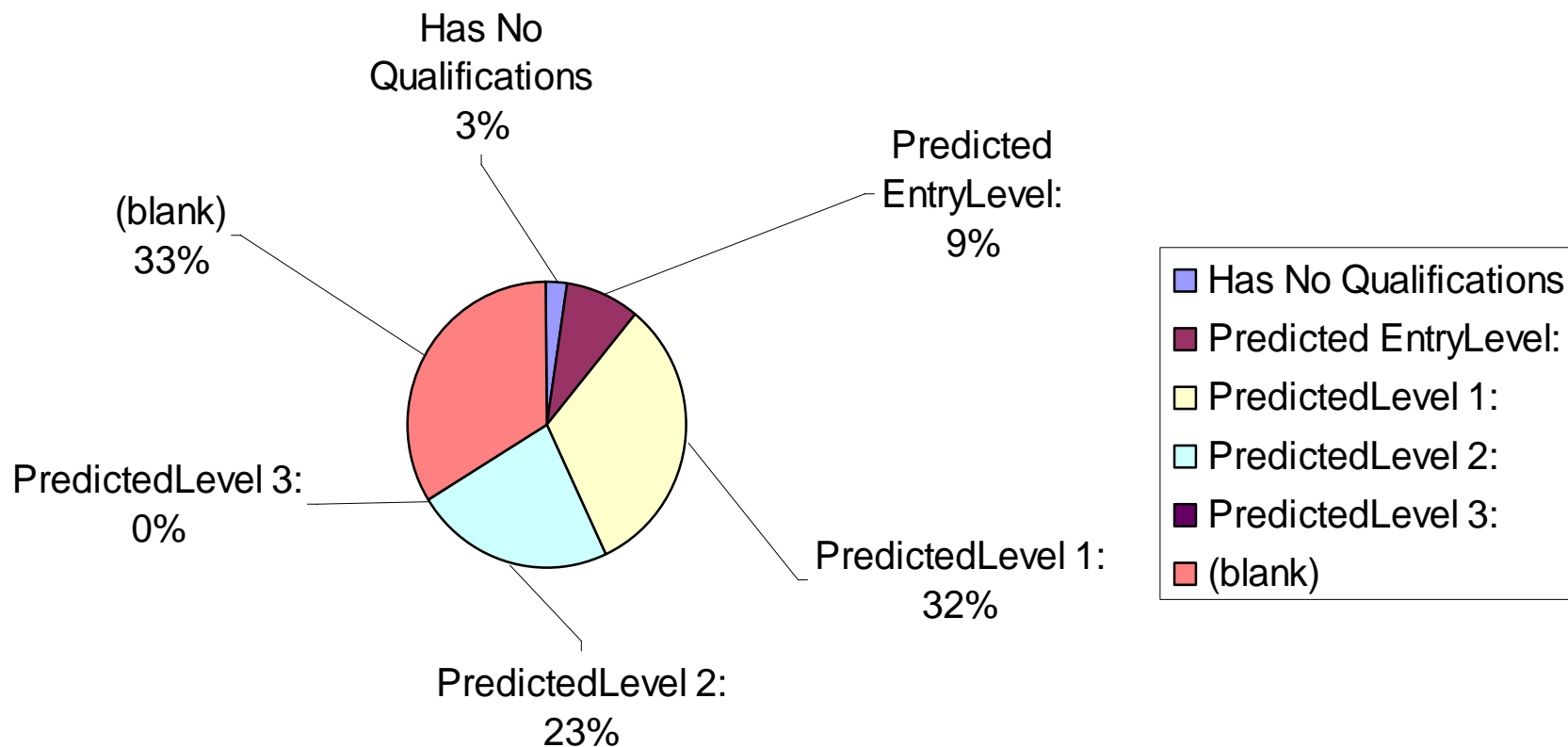


Intended Destinations

College-Based Further Education (FE)	459
School-Based Education	403
WBL/Employment	387
Undecided	67



Achievement Levels





The Cohort

- Potential NEET & Current NEET aspirations
- Current achievement levels
- Intended Destinations



The PA Network

- Intensive targeted one to one provision of careers education, guidance & support
- Worked together in teams across Bradford district.



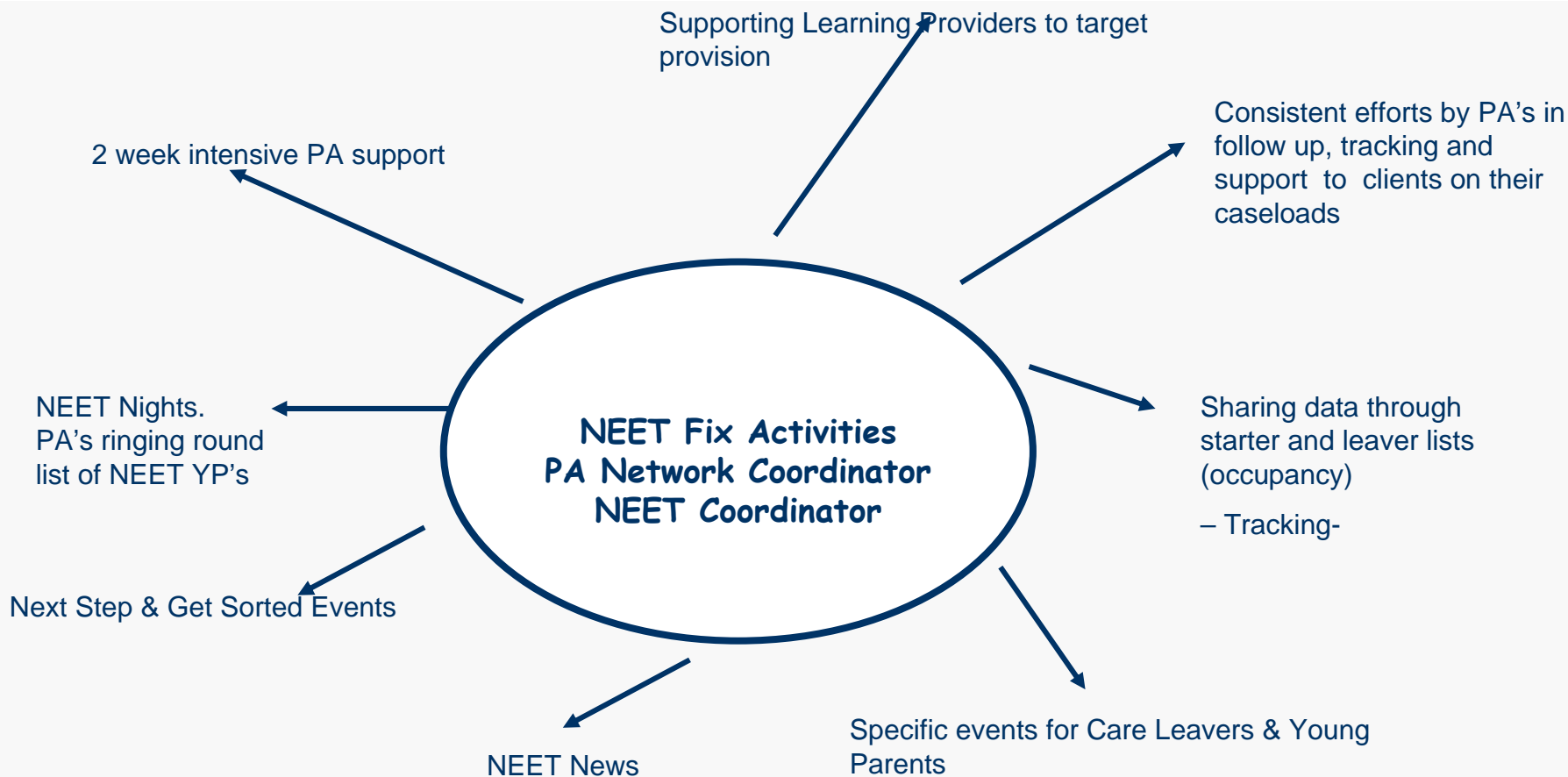
Activities

- Young people were invited to meet their PA, get offers of a place on provision, immediate appointments for work based learning and E2E were also offered along with a place on summer programmes at colleges and personal development opportunities.
- Young people were also offered help with applications,
- were accompanied to interviews and met on their first day (if appropriate),
- a review of their progress and help with progression.
- Incentives were offered that included a prize draw, clothing, footwear, travel expenses etc. for interviews.



Activities

- Transition work with the PRU pupils
- Vacancy Bulletin
- PA at Magistrates Court
- Information Leaflets for Parents/Carers
- Training & Development (Basic Skills)
- Coordinated outreach Sept - Nov



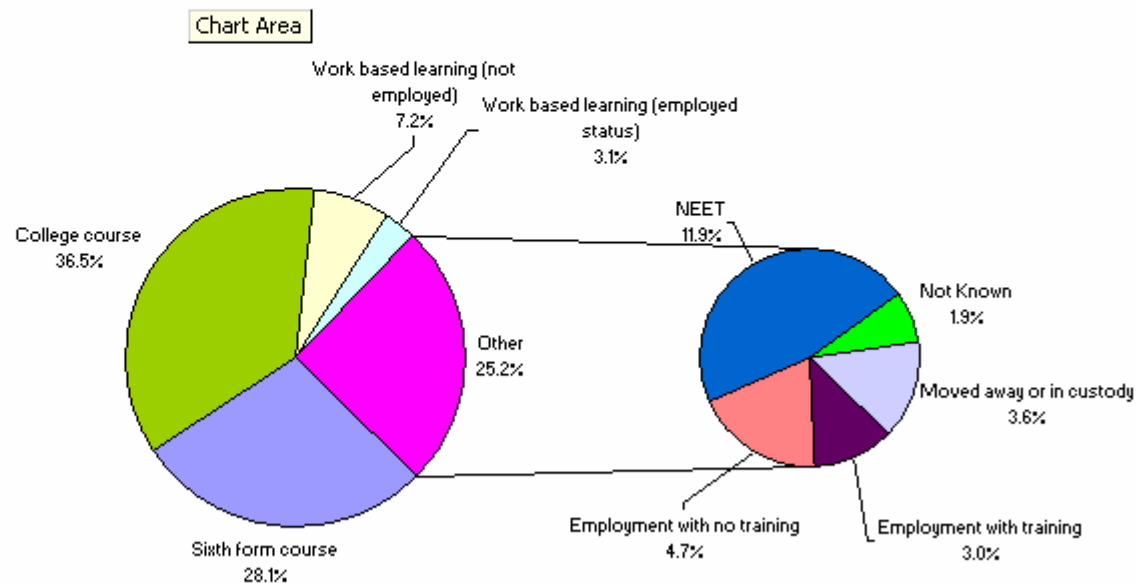
Provision

- Bradford College increased the number of 16-18 year olds accessing provision. Summer school provision enabled this vulnerable group of young people to have a taste of the options and support their transition into learning. 75 young people benefited from this in the 1st week of the Summer Fix.
- A trawl of Work Based Learning providers identified where the vacancies were and promote their dates for interview and assessment.
- E2E providers, where possible, worked towards ensuring that there was capacity and a fast track to starting on programmes.
- A vacancy bulletin was produced for PA's to take on visits and hand to clients..

DIAGNOSTIC DISCOUNT SURVEY 2007 Survey

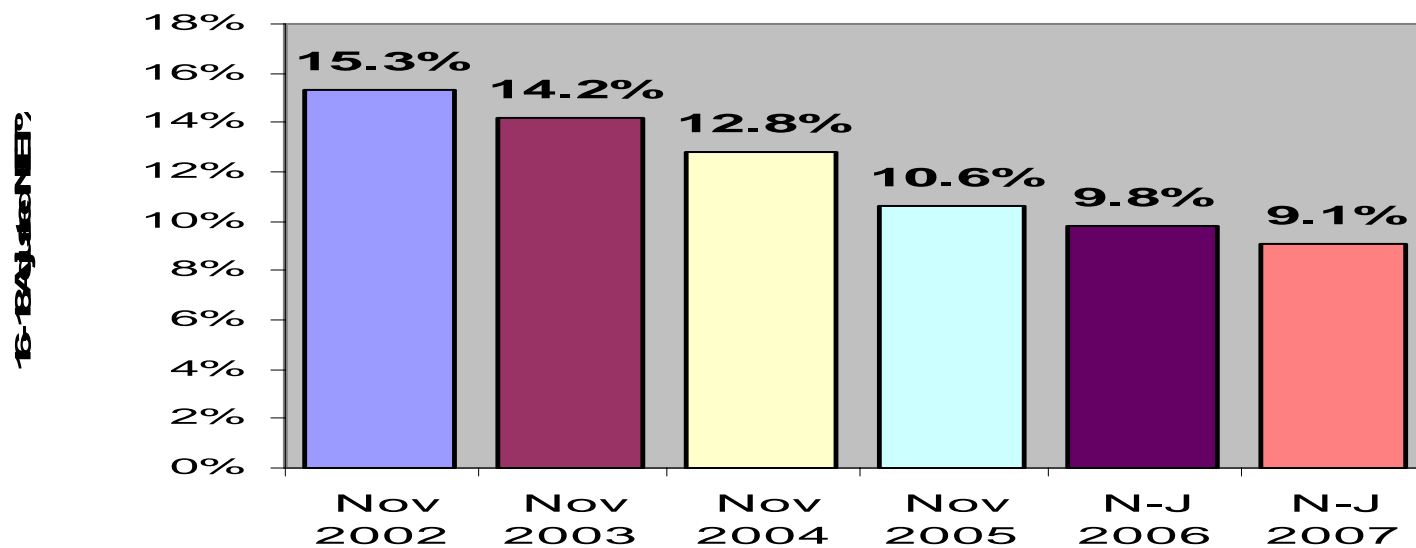
School
The 2006/2007 Year 11 at November 2007

	No.	% of Year 11 Total
In Learning:	1131	77.6%
Sixth form course	409	28.1%
College course	530	36.4%
Work based learning (not employed)	104	7.1%
Work based learning (employed status)	45	3.1%
Employment with training	43	2.9%
Other Categories:	323	22.2%
Employment with no training	69	4.7%
NEET	173	11.9%
Not Known	28	1.9%
Moved away or in custody	53	3.6%
TOTAL	1458	100%



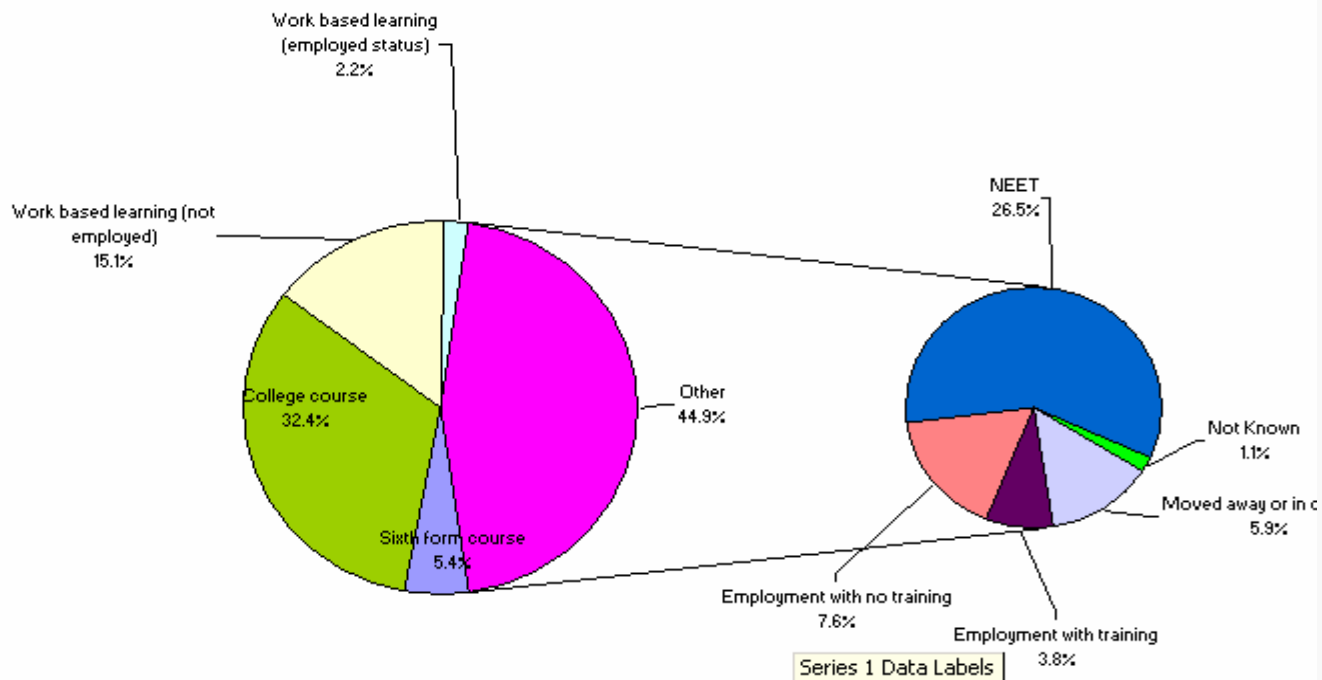


Progress



The 2006/2007 Year 11 with Attendance Issues at November 2007

	No.	% of Year 12 Total
In Learning:	109	58.9%
Sixth form course	10	5.4%
College course	60	32.4%
Work based learning (not employed)	28	15.1%
Work based learning (employed status)	4	2.2%
Employment with training	7	3.8%
Other Categories:	76	41.1%
Employment with no training	14	7.6%
NEET	49	26.5%
Not Known	2	1.1%
Moved away or in custody	11	5.9%
TOTAL	185	100%

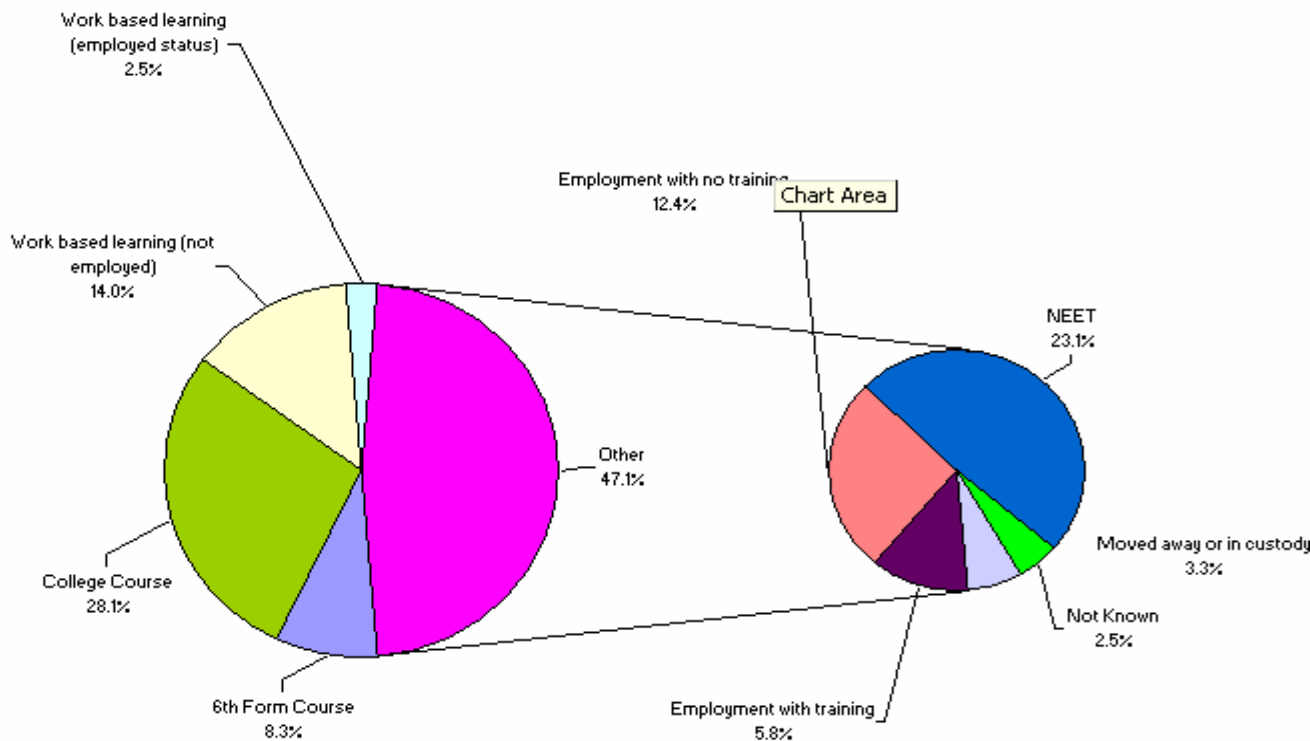


Source: Careers Bradford

Bradford District NEET Fix Survey 2007

School
The 2006/2007 Year 11 on Alternative Ed at November 2007

	No.	% of Year 13 Total
In Learning:	71	58.7%
6th Form Course	10	8.3%
College Course	34	28.1%
Work based learning (not employed)	17	14.0%
Work based learning (employed status)	3	2.5%
Employment with training	7	5.8%
Other Categories:	50	41.3%
Employment with no training	15	12.4%
NEET	28	23.1%
Not Known	3	2.5%
Moved away or in custody	4	3.3%
TOTAL	121	100%



Where do we go from here?

- Online Prospectus – Common Application Process
- September Guarantee & Clearing House
- Foundation Learning Tier (FLT)
- Provision
- PA Network